


PENDULUM BUCKET ELEVATOR PBE 10 / 20 / 40

GENERAL

Brand	Cimbria
Designation	Pendulum Bucket Elevator
Model	PBE 10, PBE 20 & PBE40
Use	Industry
Application	The unique modular design makes it possible to manufacture the perfect elevator for your specific application.



The pendulum bucket elevators produced by Cimbria can be delivered in three types, depending on the amount of product to be transported. This conveyor has the big benefit of combining both horizontal and vertical transport in one machine. Adding the very gentle way of transporting, the pendulum bucket elevator is the perfect conveyor for seeds and other sensible products. By means of using different speeds, there's a wide range of different hourly capacities that can be reached.

Technical data

Type	Max. capacity
PBE 10	10 m ³ /h
PBE 20	23 m ³ /h
PBE 40	40 m ³ /h

Cimbria pendulum bucket elevators are designed modularly and are normally painted. On request, galvanized or powder coated surfaces are also possible.

1. Tensioning station:

This station is situated in the foot section as the first part. By means of turning a spindle, the tension of the chain carrying the buckets is easily adjustable.

2. Inlet section:

The overlapping of the buckets in this section grants that all product inserted will go into the buckets passing by without any loss. Generally, a vibratory feeder should be used before the inlet to guarantee a harmonious filling of the buckets. The installation of several inlets is possible.

3. Intermediate sections:


The vertical and horizontal slots are delivered in a standard length. To reach the correct heights and lengths of the system, fitting pieces with specific lengths for each order are attached. The connection of the slots with each other and with the other stations is done by means of flanges that are screwed with each other.

4. Corner sections:

These corners sections can either form an "L" or a "T", thus being able to form various transport lines (please find schemas on page 3).



Tensioning station



Inlet with flange only



Corner station

PENDULUM BUCKET ELEVATOR PBE 10 / 20 / 40

5. Outlet section:

During the whole way through the pendulum bucket elevator, the buckets are always in a horizontal position. Only in the outlet section, the buckets are tilted by a lever that can also be operated pneumatically if several outlet stations are installed. In this case, one of the outlets is activated, all the others are not in operation and the buckets pass them by in horizontal position. The total rotation of the bucket at the outlet guarantees a complete emptying.

6. Drive section:

This is the last station in the system. The gear motors have torque control (=overload protection) and a brake. Speed guard and variable speed are available on request. It is necessary to use a soft starter. Braking must happen temporarily delayed after stopping the feeder.

7. Buckets:


The buckets are made of plastic that can be food safe and antistatic on request. Stainless steel buckets and automatic bucket- cleaning system are also available.

8. Chain:

The metal chain grants long life and is easy to assemble by means of using simple master links. The buckets can be taken off the chain without any tools, therefore changing of buckets is very easy.



Outlet pneumatic

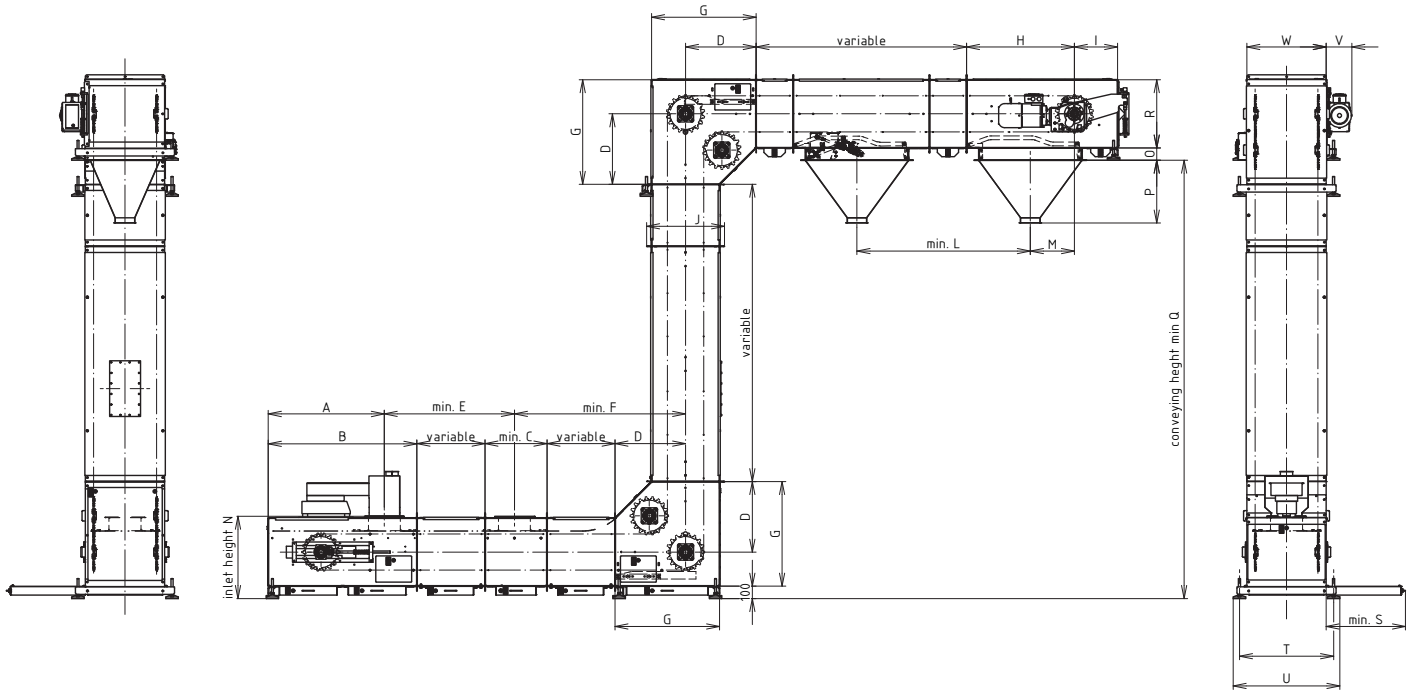


Drive station



Chain and buckets

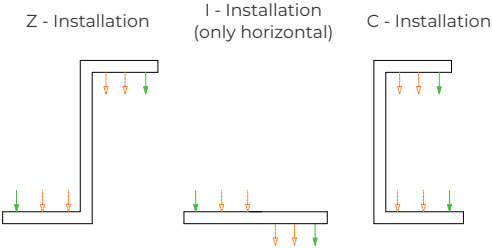
PENDULUM BUCKET ELEVATOR PBE 10 / 20 / 40



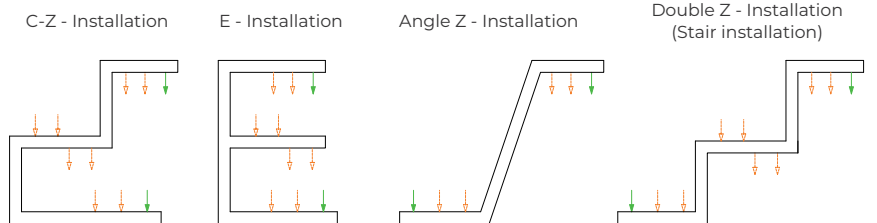
Technical data

Type		A	B	C	D	E	F	G	H	I	J	K	L	M	N	O	P	Q	R	S	T	U	V	W
PBE 10	mm	766	1000	500	440	500	975	650	570	300	500	800	750	210	534	80	520	1900	420	500	570	670	200	460
PBE 20	mm	937	1200	500	569	500	1232	844	870	350	630	1084	1100	355	664	100	507	2138	550	700	760	860	240	640
PBE 40	mm	1095	1400	800	665	800	1470	1000	950	450	790	1305	1400	310	788	100	650	2731	670	900	970	1070	300	870

Standard installations



Speical installations



Other installation on request.